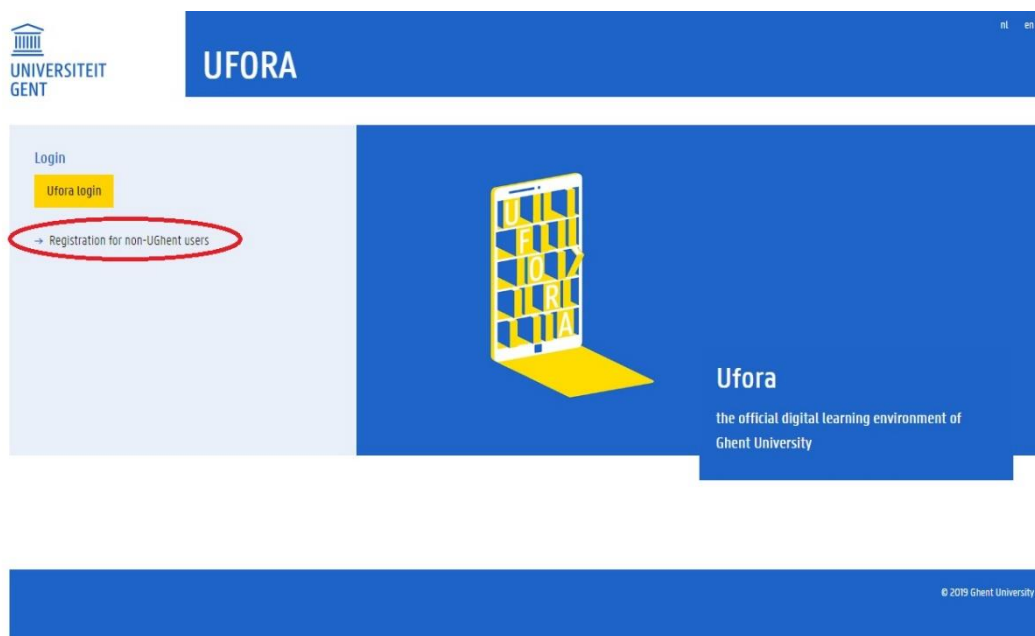
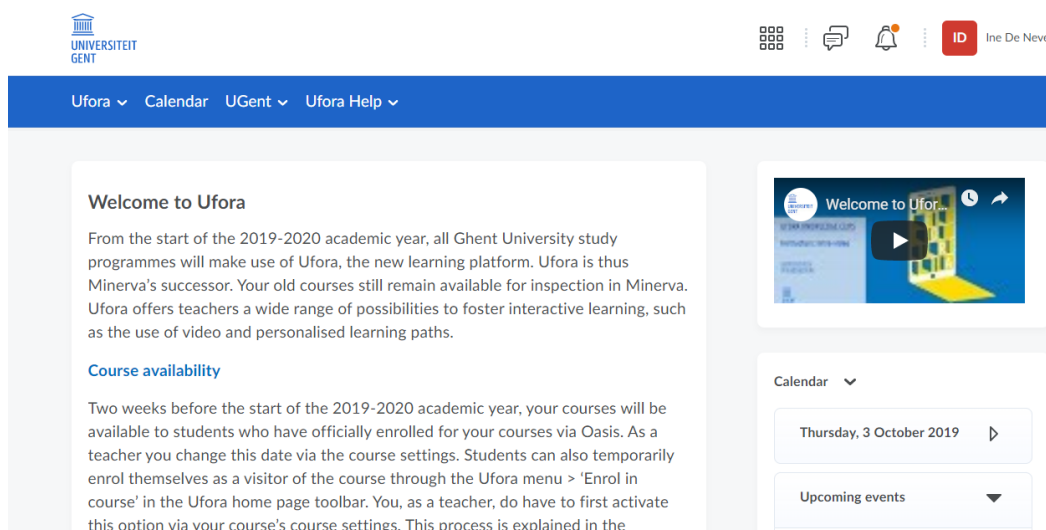


## [Instruction manual Ufora – access to the MOOC](#)

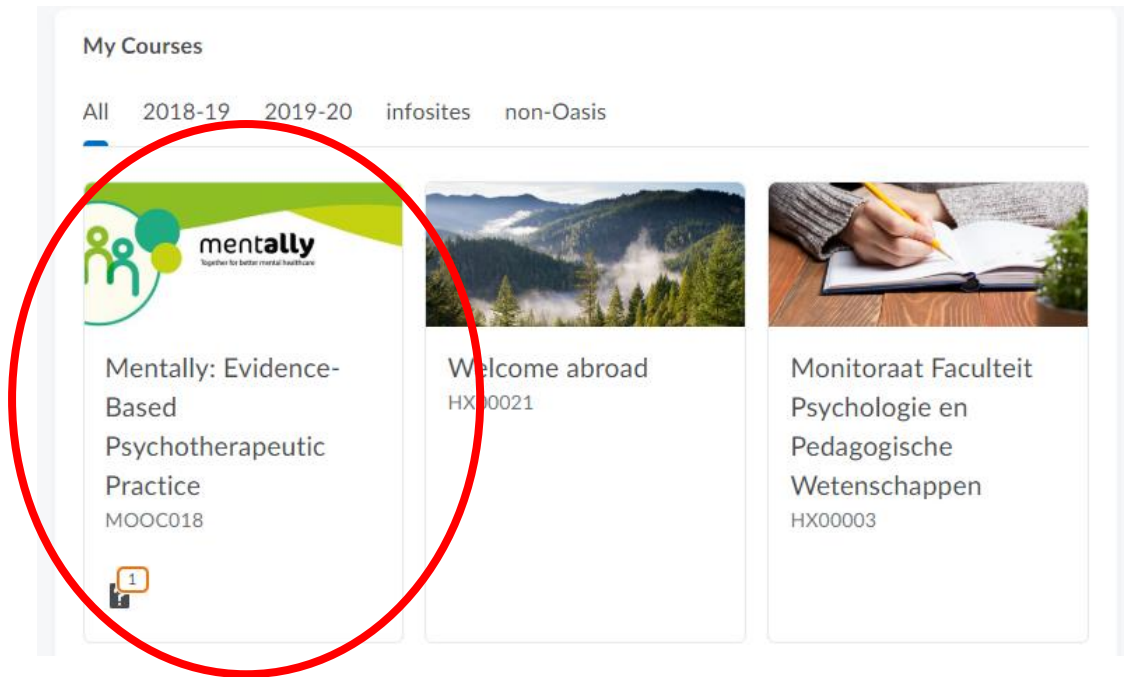
1. You need to go to the Ufora homepage (<https://ufora.ugent.be>) and click on “Registration for non-UGhent users”



2. After creating an account, you need to check your mailbox and follow the instructions in the mail. Activate your account by using a safe password.
3. After this steps, you need to contact Ine De Neve ([ine.deneve@ugent.be](mailto:ine.deneve@ugent.be)) and mention that you created an account. She will give you access to the online course.
4. Go back to the Ufora homepage (<https://ufora.ugent.be>) and click on ‘Ufora login’ to log in. You will see the Welcome-page of Ufora (see screenshot).



5. To find the Massive Open Online Course (MOOC), you need to scroll down.



6. Click on “Content” (or “Inhoud” in Dutch) to start with the online course.  
Good luck!

